


Beautify Golf Course Lakes and Ponds with

Pond Perfect



Before Treatment

Golf pond algae problems present challenges for many superintendents. Sunshine combines with fertilizers, leaves, and clippings to cause algae blooms that are both unsightly in decorative ponds as well as problematic for irrigation systems. Finally, a solution is available that is non-toxic, non-hazardous, cost effective, and environmentally beneficial.

PondPerfect is the safe and proven biological pond clarifier. PondPerfect is an easy-to-use liquid concentrate that is simply dosed to the ponds needing treatment on a weekly basis. PondPerfect has been used successfully throughout the USA and around the world for over 10 years. For a clear and biologically balanced pond, use PondPerfect Golf Pond Treatment.

Frequently Asked Questions

Why should I use PondPerfect? PondPerfect is proven effective in 1000's of ponds worldwide. PondPerfect clarifies your pond (including filamentous and "pea soup" algae), digests sludge, and eliminates foul odors. PondPerfect is non-toxic, safe, and environmentally beneficial.

How does PondPerfect work? PondPerfect is composed of 100% natural, live bacteria that out-compete algae for nutrients. This causes the algae to starve, and the bloom is eliminated.


Is PondPerfect Difficult to Apply? No! PondPerfect is formulated as a liquid concentrate, and is ready to apply straight out of the gallon jug or 6-gallon pail.

What is the best time to apply PondPerfect? For optimal results, start PondPerfect treatment about one month before problems historically begin.

I already have an algae problem. Is it too late to start PondPerfect use? No! PondPerfect will clarify your pond regardless of a pre-existing problem. Excellent results are often seen as early as one week after first dose.

How can I get the PondPerfect "Performance Warranty Quotation" for my ponds? Take just a few minutes and complete our PondPerfect Performance Warranty Worksheet. Return it to us by fax or mail, and our technicians will supply you with a firm quotation, including all costs, procedures, and our exclusive guarantee.

See what they are saying about PondPerfect. Go to:
www.pondperfect-testimonials.com



With PondPerfect Use!

"As the superintendent of the Windy Trails Air Force Golf Club, I have been very pleased with your product's results. I am very happy with the clear, algae-free water obtained without chemicals. I am also very happy that there is no harm to wildlife or fish that populate our ponds. Thank you for developing a safe and natural solution for my ponds. I look forward to working with you."

**.....Bob Payne
Windy Trails GC, Altus, OK**

"I am writing to say how pleased I am with your product. I have used many types of chemical control, only to have algae grow back. With PondPerfect, I have longer residual control, and the algae virtually disappeared without any harm to fish or wildlife. I am happy to recommend your product to golf course superintendents."

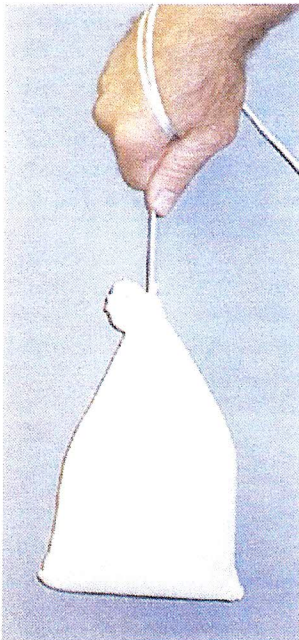
**.....Dale Hawley, Pecan Grove
Plantation C.C., Houston, TX**

Non-Toxic

Professional Strength

EcoSock GC

Non-Pathogenic



Instructions for Proper Use of EcoSocks GC

What is EcoSock GC? EcoSock GC (Golf Course Formula) is ideal for use in large ponds to reduce floating and submerged mats and fibrous masses. The EcoSock product (see image to the left) consists of specialized bacteria and bacterial nutrients contained in a special slow-release formula. The bacteria and bacterial nutrients are contained in the cloth bag. A 12 foot tether is attached to the bag. The product is designed so that you can place the cloth bag into the pond, secure it in position using the attached tether, allow it to work for 2 to 4 weeks, and then remove it by pulling on the tether and discarding the depleted bag. At the end of 2 to 4 weeks in the pond, the bag will still be full, but it will no longer be active. After 4 weeks in the pond, remove the bag, and discard as you would yard waste.

How is EcoSock placed into the pond? Choose the site where the problems (floating and submerged mats or string algae) are worst. Position the bag by tying the tether to any secure point (a stake, tree, etc.) and simply put the bag into the water. Be sure to remove the outside plastic bag before putting the cloth bag and its contents into the pond. (NOTE: EcoSock will take 3 or 4 days to completely hydrate and submerge. Until then, it may float on the pond surface. After several days, EcoSock will sink and stay submerged.)

How much water will EcoSock treat? Each bag of EcoSock will treat 1/4 acre (about 10,000 sq feet) for a month before it needs replacement. If you have a quarter acre or less, simply place one EcoSock in the area where the problems are worst. If you have more than a quarter acre, position EcoSocks equally around the pond where problems are worst. See the illustration below.

One bag of EcoSock for Every 1/4 Acre (10,000 sq ft)

Starts to work in 2 - 3 weeks

Replace once a month

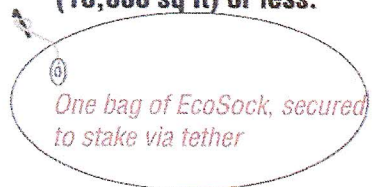
Discard depleted product with yard waste



EcoSocks are specially designed to work with PondPerfect.

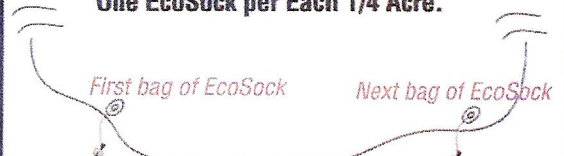
How to Position EcoSock

Example 1: Pond is 1/4 Acre (10,000 sq ft) or less.



One bag of EcoSock, secured to stake via tether

Example 2: Larger Pond, Use One EcoSock per Each 1/4 Acre.



Place EcoSocks where Problems Are Severe
Place Equally in Problem Areas, One per 1/4 Acre

PondPerfect works as advertised. For more testimonials: www.pondperfect-testimonials.com

Skylina Sales / Eddy Eufara 20728 Springwood Dr Millsboro DE 10066

Technical Information: TLC Golf Pond Treatment

TLC is the environmentally friendly way to beautify your ponds. TLC works naturally and actually benefits the environment. TLC Golf Pond Treatment is 100% safe for fish, wildlife, and turf. TLC Golf Pond Treatment will not harm fish or other wildlife that are in your pond or use your pond. And, TLC Golf Pond Treatment is easy to use. Simply shake well and pour straight from the container according to the dosage instructions.

What are the main benefits of using TLC Golf Pond Treatment? TLC Golf Pond Treatment eliminates excess algae, organic sediment, and foul odors. TLC is especially effective against common "pea-soup" algae, and against pond scum. By digesting organic sediment, TLC Golf Pond Treatment eliminates bottom sludge where odor-causing anaerobic bacteria reside. TLC Golf Pond Treatment use helps prevent fish disease. The net result of the use of TLC is a clear, beautiful, and naturally healthy pond.

How Much Do You Need for Treatment? TLC dose is based on the surface area of the pond(s) needing treatment. For algae growth, there is little difference between a pond that is 6 feet deep or 10 feet deep. Sunlight

Dose Chart for TLC Golf Pond Treatment		
Acres	Square Feet	Dosage
Up to 0.125	Up to 5,500	1 Gallon per Week
0.125 to 0.25	5,500 to 11,000	2 Gallons per Week
0.25 to 0.375	11,000 to 16,000	3 Gallons per Week
0.375 to 0.50	16,000 to 22,000	4 Gallons per Week (One Case)
0.50 to 1.5	22,000 to 65,000	8 Gallons per Week (Two Cases)
1.5 to 3.5	65,000 to 150,000	12 Gallons per Week (Three Cases)
3.5 to 7.0	150,000 to 300,000	24 Gallons per Week (Six Cases)
7.0 to 15.0	300,000 to 650,000	42 Gallons per Week (One 6-gallon Pail / Day)

intensity, along with N and P nutrients, causes algae problems. Sunlight is dependent on exposed pond surface area, and not on pond volume. To find the correct dose for your ponds, just use the chart. Remember, only consider the ponds needing algae reduction when determining the surface area.

How does TLC Golf Pond Treatment work? TLC Golf Pond Treatment consists of 100% natural, completely safe, soil bacteria. The bacteria for the Golf Pond Treatment are divided into two groups: chemolithotrophic bacteria and heterotrophic bacteria. Chemolithotrophic bacteria oxidize ammonia (NH₃) to nitrite (NO₂), then to nitrate (NO₃). These bacteria also consume large amounts of phosphate. Heterotrophic TLC bacteria digest organic sediment and dissolved organic carbon. Plus, the bacteria convert nitrate into completely non-toxic nitrogen gas.

By converting ammonia to nitrite then nitrate, converting nitrate to nitrogen gas, and rapidly consuming phosphate, TLC Golf Pond Treatment out-competes algae for these required nutrients. TLC Golf Pond Treatment "wins the competition" with algae for these nutrients and excess algae die off. Unlike toxic chemicals that "poison" the algae, TLC Golf Pond Treatment robs the algae of nutrients, making a large, excessive algae bloom impossible. Plus, dead algae are digested by heterotrophic TLC Golf Pond Treatment bacteria, rather than deposited as organic sediment.

How Long Does It Take for TLC to Work? TLC Golf Course Treatment will clarify and beautify ponds within 4 to 8 weeks. Sometimes results are visible as zones of clearing (in the vicinity where TLC was dosed) within just a few days of treatment. That is why we offer our exclusive Performance Warranty. By the end of the trial, you will see just how effective TLC really is, and will be happy to reorder TLC on regular terms for ongoing algae control (\$10.00 per gallon, plus freight). Odor control will be evident within a week or two of product application. In severe cases with existing extreme algae blooms, or in shallow ponds, additional doses may be required, or it may be necessary to use supplemental products such as TLC Organic Pond Dye along with TLC Golf Pond Treatment.

What is the Best Way to Apply TLC? Only minutes per week are necessary to properly apply TLC. In general, simply shake the gallon container, and pour into the areas of the pond needing treatment. Broadcast the product as thoroughly as possible throughout the zones where algae reduction is desired. Wind action, fountains, etc, will suffice to distribute the product throughout the affected areas over time.